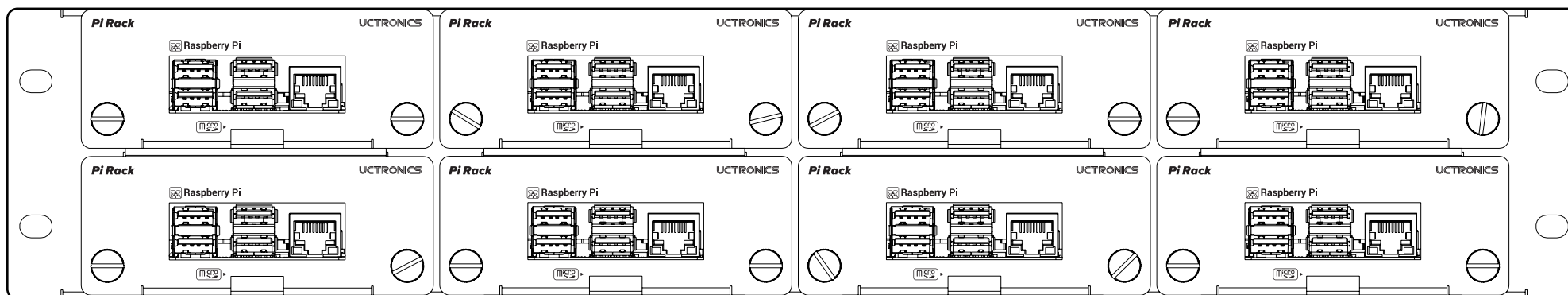


ASSEMBLY

www.uctronics.com **RACK MOUNT SERIES**

GUIDE



CONTACT US

If any problem, feel free to contact us.
 Website: www.uctronics.com
 Email: support@uctronics.com



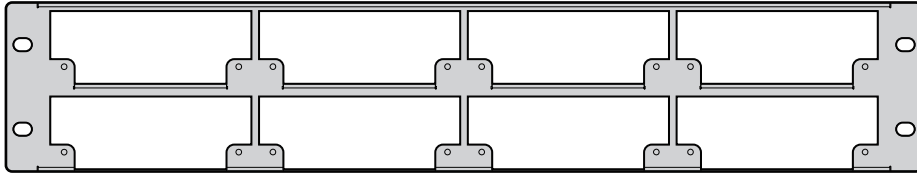
SKU:RM0009



Package Contents

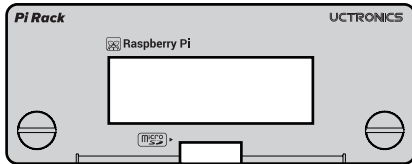
01

Rackmount × 1



02

Raspberry Pi Bracket × 8



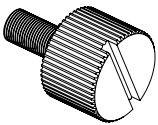
03

Bracket cover × 2



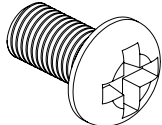
04

M3 hand screw × 4



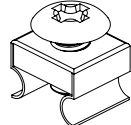
05

M2.5*5 screws × 32



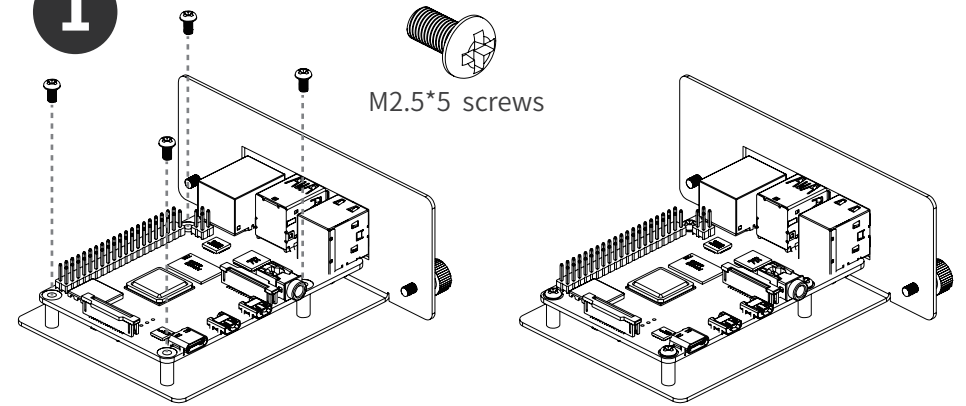
06

M6 Rack screws × 4



Installation

1



1. Secure the Raspberry Pi with M2.5*5 round head screws.

2. Simply introduce the installed bracket into the rackmount and secure the captive loose-off screws.

